

VILLASIS WATER DISTRICT
BALANCE SHEET
AS OF - February 29, 2016

	<u>Amount</u>	<u>Actual This Month</u> <u>% to Total</u>
<u>ASSETS AND OTHER DEBITS</u>		
<u>CURRENT ASSETS</u>		
Cash		
Cash-Collecting Officer	1,000.00	0.00%
Working Fund	20,000.00	0.04%
Cash in Bank- Local Currency	-	0.00%
Cash in Bank - Current Account-Landbank- Urdaneta	309,251.95	0.57%
Cash in Bank - Current Account-Landbank- Rosales	6,651,463.32	12.30%
Total	6,981,715.27	12.91%
Non-Current Assets		
Cash in Bank - Fund Reserve sinking fund	8,078,579.24	14.94%
Cash in Bank - PNB- TD - provident fund		0.00%
Cash in Bank - Employee benefits - sinking fund		0.00%
Total	8,078,579.24	14.94%
Receivable Accounts		
Accounts Receivable	3,125,226.47	5.78%
Allowance for Doubtful Accounts	(81,009.86)	-0.15%
Accounts Receivable - Net	3,044,216.61	5.63%
Total	3,044,216.61	5.63%
Other Receivables		
Advances to Officers and Employees		0.00%
Accounts Receivable- Others	870,266.46	1.61%
Total	870,266.46	1.61%
Inventories		
Office Supplies Inventory	117,735.41	0.22%
Maintenance Supplies Inventory	162,840.84	0.30%
Other Inventories (Construction and Service Connection Mat. Invty.)	3,714,043.82	6.87%
Chemicals and Filtering Supplies Inventory	12,235.20	0.02%
Total	4,006,855.27	7.41%
Prepayments, Deposits and Deferred Charges		
Other Deferred Charges	-	0.00%
Total	-	0.00%
TOTAL CURRENT ASSETS	22,981,632.85	42.50%
<u>PROPERTY, PLANT AND EQUIPMENT</u>		
Land and Other Improvements		
Land	491,528.83	0.91%
Structure and Improvements	2,699,087.23	4.99%
Accumulated Depreciation- Struc. and Improvements	(1,125,174.83)	-2.08%
Total	2,065,441.23	3.82%

VILLASIS WATER DISTRICT
BALANCE SHEET
AS OF - February 29, 2016

Plant, Buildings and Structures		
Plant (UPIS)	39,806,249.51	73.61%
Accumulated Depreciation- Plant	(17,241,954.41)	-31.89%
Buildings and Other Structures	1,350,804.96	2.50%
Accumulated Depreciation- Buildings and Other Structures	(768,269.35)	-1.42%
Total	23,146,830.71	42.81%
Equipment and Machinery		
Office and IT Equipment	1,912,294.32	3.54%
Accumulated Depreciation- Office Equipment	(944,763.08)	-1.75%
Land Transport Equipment	3,529,604.96	6.53%
Accumulated Depreciation- Land Transport Equipment	(1,697,197.93)	-3.14%
Other Machinery and Equipment	5,574,392.11	10.31%
Accumulated Depreciation- Other Machinery and Equipment	(2,641,396.19)	-4.88%
Total	5,732,934.19	10.60%
Furniture, Fixtures and Books		
Furniture and Fixtures	639,302.66	1.18%
Accumulated Depreciation- Furniture and Fixtures	(492,376.18)	-0.91%
Total	146,926.48	0.27%
Construction-in-Progress		
Construction-in-Progress- Plant	-	0.00%
TOTAL PROPERTY, PLANT AND EQUIPMENT	31,092,132.61	57.50%
 TOTAL ASSETS AND OTHER DEBITS	 54,073,765.46	 100.00%

Actual This Month
Amount

LIABILITIES, EQUITY AND OTHER CREDIT ACCOUNTS

CURRENT LIABILITIES

Payable Accounts




Accounts Payable	-	0.00%
Total	-	0.00%

Inter-Agency Payables

Due to BIR	(117,347.10)	-0.22%
Due to GSIS	219,652.88	0.41%
Due to Pag-ibig	51,201.67	0.09%
Due to Philhealth	13,400.00	0.02%
Due to Provident Fund	5,661.20	0.01%
Total	172,568.65	0.32%

VILLASIS WATER DISTRICT
BALANCE SHEET
AS OF - February 29, 2016

Other Payables		
Contractor's Security Deposits(Bonds Payable)	-	0.00%
Total	-	0.00%
Loans/ Lease Payable		
Current Portion of Long-Term Debt	-	0.00%
Total	-	0.00%
TOTAL CURRENT LIABILITIES	172,568.65	0.32%
NON-CURRENT LIABILITIES		
Loans Payable	-	0.00%
TOTAL NON-CURRENT LIABILITIES	-	0.00%
TOTAL LIABILITIES	172,568.65	0.32%
DEFERRED CREDITS		
Deferred Income from Penalty Charges	655,524.24	1.21%
TOTAL DEFERRED CREDITS	655,524.24	1.21%
EQUITY		
Government Equity	252,164.18	0.47%
Donated Capital	540,426.00	1.00%
Net Income (Loss)	1,325,705.43	2.45%
Retained Earnings	51,127,376.96	94.55%
TOTAL EQUITY	53,245,672.57	98.47%
TOTAL LIABILITIES, EQUITY AND OTHER CREDIT ACCOUNTS	54,073,765.46	100.00%

Prepared by:  Leonides L. Gavina Senior Corporate Accountant B	Certified Correct:  Maribel A. Sante Acting Division Manager	Approved by:  Susan Q. Sison General Manager C
---	---	--

