

VILLASIS WATER DISTRICT
BALANCE SHEET
AS OF - July 31, 2016

	<u>Amount</u>	<u>Actual This Month</u>	<u>% to Total</u>
ASSETS AND OTHER DEBITS			
CURRENT ASSETS			
Cash			
Cash-Collecting Officer	2,000.00		0.00%
Working Fund	20,000.00		0.04%
Cash in Bank- Local Currency	-		0.00%
Cash in Bank - Current Account-Landbank- Urdaneta	2,771.48		0.00%
Cash in Bank - Current Account-Landbank- Rosales	11,201,308.75		19.61%
Total	11,226,080.23		19.66%
Non-Current Assets			
Cash in Bank - Fund Reserve sinking fund	8,011,072.29		14.03%
Cash in Bank - PNB- TD - provident fund	-		0.00%
Cash in Bank - Employee benefits - sinking fund	-		0.00%
Total	8,011,072.29		14.03%
Receivable Accounts			
Accounts Receivable	2,943,515.46		5.15%
Allowance for Doubtful Accounts	(81,009.86)		-0.14%
Accounts Receivable - Net	2,862,505.60		5.01%
Total	2,862,505.60		5.01%
Other Receivables			
Advances to Officers and Employees	-		0.00%
Accounts Receivable- Others	870,266.46		1.52%
Total	870,266.46		1.52%
Inventories			
Office Supplies Inventory	195,512.06		0.34%
Maintenance Supplies Inventory	162,840.84		0.29%
Other Inventories (Construction and Service Connection Mat. Invty.)	3,446,350.14		6.03%
Chemicals and Filtering Supplies Inventory	22,899.26		0.04%
Total	3,827,602.30		6.70%
Prepayments, Deposits and Deferred Charges			
Other Deferred Charges	-		0.00%
Total	-		0.00%
TOTAL CURRENT ASSETS	26,797,526.88		46.92%
PROPERTY, PLANT AND EQUIPMENT			
Land and Other Improvements			
Land	491,528.83		0.86%
Structure and Improvements	2,699,087.23		4.73%
Accumulated Depreciation- Struc. and Improvements	(1,194,739.18)		-2.09%
Total	1,995,876.88		3.49%

VILLASIS WATER DISTRICT
BALANCE SHEET
AS OF - July 31, 2016

Plant, Buildings and Structures		
Plant (UPIS)	39,986,947.37	70.01%
Accumulated Depreciation- Plant	(17,890,553.25)	-31.33%
Buildings and Other Structures	1,350,804.96	2.37%
Accumulated Depreciation- Buildings and Other Structures	(816,461.00)	-1.43%
Total	22,630,738.08	39.62%
Equipment and Machinery		
Office and IT Equipment	1,998,261.57	3.50%
Accumulated Depreciation- Office Equipment	(1,077,206.81)	-1.89%
Land Transport Equipment	3,542,404.96	6.20%
Accumulated Depreciation- Land Transport Equipment	(1,786,809.93)	-3.13%
Other Machinery and Equipment	5,763,863.61	10.09%
Accumulated Depreciation- Other Machinery and Equipment	(2,868,652.21)	-5.02%
Total	5,571,861.19	9.76%
Furniture, Fixtures and Books		
Furniture and Fixtures	652,177.66	1.14%
Accumulated Depreciation- Furniture and Fixtures	(535,866.78)	-0.94%
Total	116,310.88	0.20%
Construction-in-Progress		
Construction-in-Progress- Plant	-	0.00%
TOTAL PROPERTY, PLANT AND EQUIPMENT	30,314,787.03	53.08%
TOTAL ASSETS AND OTHER DEBITS	57,112,313.91	100.00%

Actual This Month
Amount

LIABILITIES, EQUITY AND OTHER CREDIT ACCOUNTS

CURRENT LIABILITIES

Payable Accounts

Accounts Payable	-	0.00%
Total	-	0.00%


Inter-Agency Payables


Due to BIR	(152,990.20)	-0.27%
Due to GSIS	173,556.61	0.30%
Due to Pag-ibig	40,498.29	0.07%
Due to Philhealth	11,150.00	0.02%
Due to Provident Fund	5,661.20	0.01%
Total	77,875.90	0.14%


VILLASIS WATER DISTRICT
BALANCE SHEET
AS OF - July 31, 2016

Other Payables		
Contractor's Security Deposits(Bonds Payable)	-	0.00%
Total	-	0.00%
Loans/ Lease Payable		
Current Portion of Long-Term Debt	-	0.00%
Total	-	0.00%
TOTAL CURRENT LIABILITIES	77,875.90	0.14%
NON-CURRENT LIABILITIES		
Loans Payable	-	0.00%
TOTAL NON-CURRENT LIABILITIES	-	0.00%
TOTAL LIABILITIES	77,875.90	0.14%
DEFERRED CREDITS		
Deferred Income from Penalty Charges	647,201.14	1.13%
TOTAL DEFERRED CREDITS	647,201.14	1.13%
EQUITY		
Government Equity	252,164.18	0.44%
Donated Capital	540,426.00	0.95%
Net Income (Loss)	4,384,277.81	7.68%
Retained Earnings	51,210,368.88	89.67%
TOTAL EQUITY	56,387,236.87	98.73%
TOTAL LIABILITIES, EQUITY AND OTHER CREDIT ACCOUNTS	57,112,313.91	100.00%

Prepared by:


Leonides L. Gavina
Senior Corporate Accountant B

Certified Correct:

Marben A. Sante
Acting Division Manager

Approved by:

Susan Q. Sison
General Manager C