

VILLASIS WATER DISTRICT
BALANCE SHEET
AS OF - May 31, 2016

	<u>Amount</u>	<u>Actual This Month</u>
		<u>% to Total</u>
<u>ASSETS AND OTHER DEBITS</u>		
<u>CURRENT ASSETS</u>		
Cash		
Cash-Collecting Officer	1,000.00	0.00%
Working Fund	20,000.00	0.04%
Cash in Bank- Local Currency	-	0.00%
Cash in Bank - Current Account-Landbank- Urdaneta	56,136.92	0.10%
Cash in Bank - Current Account-Landbank- Rosales	9,234,626.63	16.59%
Total	9,311,763.55	16.73%
Non-Current Assets		
Cash in Bank - Fund Reserve sinking fund	7,989,636.40	14.36%
Cash in Bank - PNB- TD - provident fund		0.00%
Cash in Bank - Employee benefits - sinking fund		0.00%
Total	7,989,636.40	14.36%
Receivable Accounts		
Accounts Receivable	2,935,212.00	5.27%
Allowance for Doubtful Accounts	(81,009.86)	-0.15%
Accounts Receivable - Net	2,854,202.14	5.13%
Total	2,854,202.14	5.13%
Other Receivables		
Advances to Officers and Employees		0.00%
Accounts Receivable- Others	870,266.46	1.56%
Total	870,266.46	1.56%
Inventories		
Office Supplies Inventory	173,543.75	0.31%
Maintenance Supplies Inventory	162,840.84	0.29%
Other Inventories (Construction and Service Connection Mat. Invty.)	3,703,689.41	6.65%
Chemicals and Filtering Supplies Inventory	8,464.20	0.02%
Total	4,048,538.20	7.27%
Prepayments, Deposits and Deferred Charges		
Other Deferred Charges	-	0.00%
Total	-	0.00%
TOTAL CURRENT ASSETS	25,074,406.75	45.05%
 <u>PROPERTY, PLANT AND EQUIPMENT</u>		
Land and Other Improvements		
Land	491,528.83	0.88%
Structure and Improvements	2,699,087.23	4.85%
Accumulated Depreciation- Struc. and Improvements	(1,166,913.44)	-2.10%
Total	2,023,702.62	3.64%

VILLASIS WATER DISTRICT
BALANCE SHEET
AS OF - May 31, 2016

Plant, Buildings and Structures		
Plant (UPIS)	39,806,249.51	71.52%
Accumulated Depreciation- Plant	(17,630,571.62)	-31.68%
Buildings and Other Structures	1,350,804.96	2.43%
Accumulated Depreciation- Buildings and Other Structures	(797,184.34)	-1.43%
Total	22,729,298.51	40.84%
Equipment and Machinery		
Office and IT Equipment	1,962,698.57	3.53%
Accumulated Depreciation- Office Equipment	(1,022,717.19)	-1.84%
Land Transport Equipment	3,542,404.96	6.37%
Accumulated Depreciation- Land Transport Equipment	(1,750,965.13)	-3.15%
Other Machinery and Equipment	5,763,863.61	10.36%
Accumulated Depreciation- Other Machinery and Equipment	(2,789,353.11)	-5.01%
Total	5,705,931.71	10.25%
Furniture, Fixtures and Books		
Furniture and Fixtures	639,302.66	1.15%
Accumulated Depreciation- Furniture and Fixtures	(518,470.54)	-0.93%
Total	120,832.12	0.22%
Construction-in-Progress		
Construction-in-Progress- Plant	-	0.00%
TOTAL PROPERTY, PLANT AND EQUIPMENT	30,579,764.96	54.95%
TOTAL ASSETS AND OTHER DEBITS	55,654,171.71	100.00%

Actual This Month
Amount

LIABILITIES, EQUITY AND OTHER CREDIT ACCOUNTS

CURRENT LIABILITIES

Payable Accounts

Accounts Payable	-	0.00%
Total	-	0.00%


Inter-Agency Payables

Due to BIR	(114,934.37)	-0.21%
Due to GSIS	213,846.41	0.38%
Due to Pag-ibig	60,559.53	0.11%
Due to Philhealth	13,275.00	0.02%
Due to Provident Fund	5,661.20	0.01%
Total	178,407.77	0.32%


VILLASIS WATER DISTRICT
BALANCE SHEET
AS OF - May 31, 2016

Other Payables		
Contractor's Security Deposits(Bonds Payable)	-	0.00%
Total	-	0.00%
Loans/ Lease Payable		
Current Portion of Long-Term Debt	-	0.00%
Total	-	0.00%
TOTAL CURRENT LIABILITIES	178,407.77	0.32%
NON-CURRENT LIABILITIES		
Loans Payable	-	0.00%
TOTAL NON-CURRENT LIABILITIES	-	0.00%
TOTAL LIABILITIES	178,407.77	0.32%
DEFERRED CREDITS		
Deferred Income from Penalty Charges	647,835.49	1.16%
TOTAL DEFERRED CREDITS	647,835.49	1.16%
EQUITY		
Government Equity	252,164.18	0.45%
Donated Capital	540,426.00	0.97%
Net Income (Loss)	2,900,130.27	5.21%
Retained Earnings	51,135,208.00	91.88%
TOTAL EQUITY	54,827,928.45	98.52%
TOTAL LIABILITIES, EQUITY AND OTHER CREDIT ACCOUNTS	55,654,171.71	100.00%


Prepared by:


Leonides L. Gavina
Senior Corporate Accountant B

Certified Correct:


Ma. Conchita R. Cabading
Division Manager C

Approved by:


Susan Q. Sison
General Manager C