

VILLASIS WATER DISTRICT  
BALANCE SHEET  
AS OF - September 30, 2016

	<u>Amount</u>	<u>Actual This Month</u>	<u>% to Total</u>
<b><u>ASSETS AND OTHER DEBITS</u></b>			
<b><u>CURRENT ASSETS</u></b>			
<b>Cash</b>			
Cash-Collecting Officer	2,000.00		0.00%
Working Fund	20,000.00		0.04%
Cash in Bank- Local Currency	-		0.00%
Cash in Bank - Current Account-Landbank- Urdaneta	2,771.48		0.00%
Cash in Bank - Current Account-Landbank- Rosales	11,296,259.06		19.83%
<b>Total</b>	<b>11,321,030.54</b>		<b>19.87%</b>
<b>Non-Current Assets</b>			
Cash in Bank - Fund Reserve sinking fund	8,011,072.29		14.06%
Cash in Bank - PNB- TD - provident fund			0.00%
Cash in Bank - Employee benefits - sinking fund			0.00%
<b>Total</b>	<b>8,011,072.29</b>		<b>14.06%</b>
<b>Receivable Accounts</b>			
Accounts Receivable	2,926,621.11		5.14%
Allowance for Doubtful Accounts	(81,009.86)		-0.14%
Accounts Receivable - Net	2,845,611.25		4.99%
<b>Total</b>	<b>2,845,611.25</b>		<b>4.99%</b>
<b>Other Receivables</b>			
Advances to Officers and Employees	62,000.00		0.11%
Accounts Receivable- Others	870,266.46		1.53%
<b>Total</b>	<b>932,266.46</b>		<b>1.64%</b>
<b>Inventories</b>			
Office Supplies Inventory	204,017.01		0.36%
Maintenance Supplies Inventory	162,840.84		0.29%
Other Inventories ( Construction and Service Connection Mat. Invty.)	3,142,004.01		5.51%
Chemicals and Filtering Supplies Inventory	11,315.96		0.02%
<b>Total</b>	<b>3,520,177.82</b>		<b>6.18%</b>
<b>Prepayments, Deposits and Deferred Charges</b>			
Other Deferred Charges	-		0.00%
<b>Total</b>	<b>-</b>		<b>0.00%</b>
<b>TOTAL CURRENT ASSETS</b>	<b>26,630,158.36</b>		<b>46.74%</b>
<b><u>PROPERTY, PLANT AND EQUIPMENT</u></b>			
<b>Land and Other Improvements</b>			
<b>Land</b>	<b>491,528.83</b>		<b>0.86%</b>
Structure and Improvements	2,699,087.23		4.74%
Accumulated Depreciation- Struc. and Improvements	(1,222,564.92)		-2.15%
<b>Total</b>	<b>1,968,051.14</b>		<b>3.45%</b>

**VILLASIS WATER DISTRICT**  
BALANCE SHEET  
AS OF - September 30, 2016

Plant, Buildings and Structures		
<b>Plant (UPIS)</b>	40,504,602.37	71.09%
Accumulated Depreciation- Plant	(18,151,438.37)	-31.86%
Buildings and Other Structures	1,350,804.96	2.37%
Accumulated Depreciation- Buildings and Other Structures	(835,737.66)	-1.47%
<b>Total</b>	<b>22,868,231.30</b>	<b>40.14%</b>
<b>Equipment and Machinery</b>		
Office and IT Equipment	2,002,661.57	3.51%
Accumulated Depreciation- Office Equipment	(1,132,763.33)	-1.99%
Land Transport Equipment	3,542,404.96	6.22%
Accumulated Depreciation- Land Transport Equipment	(1,822,654.73)	-3.20%
Other Machinery and Equipment	5,768,655.28	10.12%
Accumulated Depreciation- Other Machinery and Equipment	(2,948,131.00)	-5.17%
<b>Total</b>	<b>5,410,172.75</b>	<b>9.50%</b>
Furniture, Fixtures and Books		
Furniture and Fixtures	652,177.66	1.14%
Accumulated Depreciation- Furniture and Fixtures	(553,906.78)	-0.97%
<b>Total</b>	<b>98,270.88</b>	<b>0.17%</b>
Construction-in-Progress		
Construction-in-Progress- Plant	-	0.00%
<b>TOTAL PROPERTY, PLANT AND EQUIPMENT</b>	<b>30,344,726.07</b>	<b>53.26%</b>
<b>TOTAL ASSETS AND OTHER DEBITS</b>	<b>56,974,884.43</b>	<b>100.00%</b>

Actual This Month  
Amount

LIABILITIES, EQUITY AND OTHER CREDIT ACCOUNTS

CURRENT LIABILITIES

**Payable Accounts**

Accounts Payable	-	0.00%
<b>Total</b>	-	<b>0.00%</b>


**Inter-Agency Payables**

Due to BIR	(152,961.71)	-0.27%
Due to GSIS	176,063.04	0.31%
Due to Pag-ibig	41,527.08	0.07%
Due to Philhealth	11,150.00	0.02%
Due to Provident Fund	5,661.20	0.01%
<b>Total</b>	<b>81,439.61</b>	<b>0.14%</b>


VILLASIS WATER DISTRICT  
BALANCE SHEET  
AS OF - September 30, 2016

<b>Other Payables</b>		
Contractor's Security Deposits(Bonds Payable)	-	0.00%
<b>Total</b>	<b>-</b>	<b>0.00%</b>
<b>Loans/ Lease Payable</b>		
Current Portion of Long-Term Debt	-	0.00%
<b>Total</b>	<b>-</b>	<b>0.00%</b>
<b>TOTAL CURRENT LIABILITIES</b>	<b>81,439.61</b>	<b>0.14%</b>
<b>NON-CURRENT LIABILITIES</b>		
Loans Payable	-	0.00%
<b>TOTAL NON-CURRENT LIABILITIES</b>	<b>-</b>	<b>0.00%</b>
<b>TOTAL LIABILITIES</b>	<b>81,439.61</b>	<b>0.14%</b>
<b>DEFERRED CREDITS</b>		
Deferred Income from Penalty Charges	638,182.09	1.12%
<b>TOTAL DEFERRED CREDITS</b>	<b>638,182.09</b>	<b>1.12%</b>
<b>EQUITY</b>		
Government Equity	252,164.18	0.44%
Donated Capital	540,426.00	0.95%
Net Income (Loss)	3,599,440.48	6.32%
<b>Retained Earnings</b>	<b>51,863,232.07</b>	<b>91.03%</b>
<b>TOTAL EQUITY</b>	<b>56,255,262.73</b>	<b>98.74%</b>
<b>TOTAL LIABILITIES, EQUITY AND OTHER CREDIT ACCOUNTS</b>	<b>56,974,884.43</b>	<b>100.00%</b>


Prepared by:

  
Leonides L. Gavina  
Senior Corporate Accountant B

Certified Correct:

  
Marben A. Sante  
Acting Division Manager

Approved by:

  
Susan Q. Sison  
General Manager C