

VILLASIS WATER DISTRICT
Condensed Balance Sheet
As of December 31, 2016

ASSETS

Current Assets:

Cash and Cash Equivalents	P	10,075,777.91
Non-Current Assets - Sinking Fund		8,043,527.28
Trade and Other Receivables		3,569,170.69
Inventories		3,455,940.80
Prepayments		-
Total Current Assets	P	<u><u>25,144,416.68</u></u>

Non-Current Assets:

Property, Plant and Equipment (Net of Depreciation)		33,136,730.58
Total Non-Current Assets	P	<u><u>33,136,730.58</u></u>

TOTAL ASSETS	P	<u><u>58,281,147.26</u></u>
---------------------	---	-----------------------------

LIABILITIES and EQUITY

Current Liabilities:

Accounts payable	P	-
Inter-Agency Payables		86,669.44
Other Liability Accounts		29,890.44
Total Current Liabilities	P	<u><u>116,559.88</u></u>

Non-Current Liabilities:

Loans Payables	P	-
Other Long Term Debts		-
Total Non-Current Liabilities		<u><u>-</u></u>
Total Liabilities	P	<u><u>116,559.88</u></u>


Deferred Credits	P	<u><u>625,581.82</u></u>
-------------------------	---	--------------------------

Equity


Government Equity	P	252,164.18
Donated Capital		540,426.00
Net Income/ (Loss)		4,807,159.01
Retained Earnings	P	51,939,256.37
Total Equity		<u><u>57,539,005.56</u></u>

TOTAL LIABILITIES and EQUITY	P	<u><u>58,281,147.26</u></u>
-------------------------------------	---	-----------------------------


Prepared by:


Leonides L. Gavina
Senior Corporate Accountant B

Certified Correct:


Marben A. Sante
Acting Division Manager

Approved by:


Susan Q. Sison
General Manager C

