

VILLASIS WATER DISTRICT
 Condensed Balance Sheet
 As of November 30, 2016

ASSETS

Current Assets:

Cash and Cash Equivalents	P	12,844,852.50
Non-Current Assets - Sinking Fund		8,011,072.29
Trade and Other Receivables		3,634,039.28
Inventories		3,601,761.18
Prepayments		-
Total Current Assets	P	<u><u>28,091,725.25</u></u>

Non-Current Assets:

Property, Plant and Equipment (Net of Depreciation)		29,941,267.99
Total Non-Current Assets	P	<u><u>29,941,267.99</u></u>

TOTAL ASSETS	P	<u><u>58,032,993.24</u></u>
---------------------	---	-----------------------------

LIABILITIES and EQUITY

Current Liabilities:

Accounts payable	P	-
Inter-Agency Payables		82,271.38
Other Liability Accounts		29,890.44
Total Current Liabilities	P	<u><u>112,161.82</u></u>

Non-Current Liabilities:

Loans Payables	P	-
Other Long Term Debts		-
Total Non-Current Liabilities		<u><u>-</u></u>
Total Liabilities	P	<u><u>112,161.82</u></u>


Deferred Credits	P	<u><u>628,827.99</u></u>
-------------------------	---	--------------------------

Equity


Government Equity	P	252,164.18
Donated Capital		540,426.00
Net Income/ (Loss)		4,582,305.94
Retained Earnings	P	51,917,107.31
Total Equity		<u><u>57,292,003.43</u></u>

TOTAL LIABILITIES and EQUITY	P	<u><u>58,032,993.24</u></u>
-------------------------------------	---	-----------------------------


Prepared by:


 Leonides L. Gavina
 Senior Corporate Accountant B

Certified Correct:


 Marben A. Sante
 Acting Division Manager

Approved by:


 Susan Q. Sison
 General Manager C

