



VILLASIS WATER DISTRICT
CONDENSED INCOME STATEMENT
For the Period Ended September 30, 2016

| | <u>This Month</u> | <u>YTD</u> |
|---|------------------------------|----------------------------|
| INCOME | | |
| General Income | | |
| Business and Service Income | 2,199,257.82 | 19,447,107.52 |
| Other Income | 183,682.65 | 2,181,446.27 |
| Gross Income | <u>2,382,940.47</u> | <u>21,628,553.79</u> |
| Less: Expenses | | |
| Personal Services | 3,241,285.41 | 11,973,738.94 |
| Maintenance and Other Operating Expenses | 651,569.17 | 6,068,995.24 |
| Financial Expenses | | 0.00 |
| Total Expenses | <u>3,892,854.58</u> | <u>18,042,734.18</u> |
| Income (Loss) From Operations | (1,509,914.11) | 3,585,819.61 |
| Add (Deduct) Other Income/Expenses | | |
| Interest Income | 0.00 | 13,620.87 |
| Net Income (Loss) Before Income Tax | <u>(1,509,914.11)</u> | <u>3,599,440.48</u> |


Prepared by:


Leonides L. Gavina
Senior Corporate Accountant B

Certified Correct:


Marben A. Sante
Acting Division Manager

Approved by:


Susan Q. Sison
General Manager C

