



# Villasis Water District

(075) 632-1093 / (075) 632-1080 / 09178615250 / 09255140915

www.villasiswaterdistrict.gov.ph \* villasis\_wd@yahoo.com

CCC # 95 \* Poblacion Zone I, Villasis, Pangasinan, 2427

## BALANCE SHEET AS OF SEPTEMBER 30, 2017

	Actual This Month	
	Amount	% to Total
<b>ASSETS AND OTHER DEBITS</b>		
<b>CURRENT ASSETS</b>		
Cash-Collecting Officer	2,000.00	0.00%
Working Fund	20,000.00	0.03%
Cash in Bank- Local Currency	-	0.00%
Cash in Bank - Current Account-Landbank- Urdaneta	2,771.48	0.00%
Cash in Bank - Current Account-Landbank- Rosales	17,896,056.84	26.19%
<b>Total</b>	<b>17,920,828.32</b>	<b>26.23%</b>
<b>Non-Current Assets</b>		
Cash in Bank - Corporate tax- sinking fund	-	0.00%
Cash in Bank - Fund Reserve sinking fund	7,698,813.36	11.27%
Cash in Bank - LBP- Fund Reserve	988,424.34	1.45%
<b>Total</b>	<b>8,687,237.70</b>	<b>12.71%</b>
<b>Receivable Accounts</b>		
Accounts Receivable	2,863,893.93	4.19%
Allowance for Doubtful Accounts	(81,009.86)	-0.12%
Accounts Receivable - Net	2,782,884.07	4.07%
<b>Total</b>	<b>2,782,884.07</b>	<b>4.07%</b>
<b>Other Receivables</b>		
Due to IGM	-	0.00%
Advances to Officers and Employees	66,000.00	0.10%
Accounts Receivable- Others	3,698,821.11	5.41%
<b>Inventories</b>		
Office Supplies Inventory	199,710.54	0.29%
Maintenance Supplies Inventory	162,840.84	0.24%
Other Inventories ( Construction and Service Connection Mat. Invty.)	1,713,674.35	2.51%
Chemicals and Filtering Supplies Inventory	18,008.22	0.03%
<b>Total</b>	<b>2,094,233.95</b>	<b>3.07%</b>
<b>Prepayments, Deposits and Deferred Charges</b>		
Advances to Contractors	-	0.00%
Other Deferred Charges	-	0.00%
<b>Total</b>	<b>-</b>	<b>0.00%</b>

*Tubig Sa Mamamayan Sa Bansa'y Kaunlaran*



# Villasis Water District

(075) 632-1093 / (075) 632-1080 / 09178615250 / 09255140915

www.villasiswaterdistrict.gov.ph \* villasis\_wd@yahoo.com

CCC # 95 \* Poblacion Zone I, Villasis, Pangasinan, 2427

## BALANCE SHEET AS OF SEPTEMBER 30, 2017

	Actual This Month	
	Amount	% to Total
<b>TOTAL CURRENT ASSETS</b>	<b>35,250,005.15</b>	<b>51.59%</b>
<b>PROPERTY, PLANT AND EQUIPMENT</b>		
Land and Other Improvements		
<b>Land</b>	4,321,528.83	6.33%
Structure and Improvements	2,699,087.23	3.95%
Accumulated Depreciation- Struc. and Improvements	(1,389,519.36)	-2.03%
<b>Total</b>	<b>5,631,096.70</b>	<b>8.24%</b>
Plant, Buildings and Structures		
<b>Plant (UPIS)</b>	41,762,651.49	61.12%
Accumulated Depreciation- Plant	(19,761,924.20)	-28.92%
Buildings and Other Structures	1,350,804.96	1.98%
Accumulated Depreciation- Buildings and Other Structures	(951,397.62)	-1.39%
<b>Total</b>	<b>22,400,134.63</b>	<b>32.79%</b>
<b>Equipment and Machinery</b>		
Office and IT Equipment	2,099,808.00	3.07%
Accumulated Depreciation- Office Equipment	(1,475,231.01)	-2.16%
Land Transport Equipment	3,672,299.02	5.37%
Accumulated Depreciation- Land Transport Equipment	(2,066,733.46)	-3.02%
Other Machinery and Equipment	6,254,748.88	9.15%
Accumulated Depreciation- Other Machinery and Equipment	(3,460,582.03)	-5.06%
Construction-in-Progress		
Construction-in-Progress- Plant	-	0.00%
<b>TOTAL PROPERTY, PLANT AND EQUIPMENT</b>	<b>33,073,514.17</b>	<b>48.41%</b>
<b>OTHER ASSETS</b>		
Sinking Fund		0.00%
Other Assets		0.00%
<b>TOTAL OTHER ASSETS</b>	<b>-</b>	<b>0.00%</b>
<b>TOTAL ASSETS AND OTHER DEBITS</b>	<b>68,323,519.32</b>	<b>100.00%</b>

*Tubig Sa Mamamayan Sa Bansa'y Kaunlaran*



# Villasis Water District

(075) 632-1093 / (075) 632-1080 / 09178615250 / 09255140915

www.villasiswaterdistrict.gov.ph \* villasis\_wd@yahoo.com

CCC # 95 \* Poblacion Zone I, Villasis, Pangasinan, 2427

## BALANCE SHEET AS OF SEPTEMBER 30, 2017

	<u>Actual This Month</u>	
	<u>Amount</u>	<u>% to Total</u>
<b><u>LIABILITIES, EQUITY AND OTHER CREDIT ACCOUNTS</u></b>		
<b><u>CURRENT LIABILITIES</u></b>		
<b>Payable Accounts</b>		
Accounts Payable	20,930.00	0.00%
<b>Total</b>	<b>20,930.00</b>	<b>0.00%</b>
Due to BIR	(145,436.49)	-0.21%
Due to Pag-ibig	52,755.40	0.08%
Due to Philhealth	12,475.00	0.02%
Due to Provident Fund	5,661.20	0.01%
<b>Total</b>	<b>94,667.30</b>	<b>0.14%</b>
<b>Other Payables</b>		
Due to Officers and Employees		0.00%
LBP salary loan-Employees	43,367.10	0.06%
Other Payables	-	0.00%
<b>Total</b>	<b>43,367.10</b>	<b>0.06%</b>
<b>Loans/ Lease Payable</b>		
Current Portion of Long-Term Debt	-	0.00%
<b>Total</b>	<b>-</b>	<b>0.00%</b>
<b>TOTAL NON-CURRENT LIABILITIES</b>	<b>-</b>	<b>0.00%</b>
<b>TOTAL LIABILITIES</b>	<b>158,964.40</b>	<b>0.23%</b>
<b><u>DEFERRED CREDITS</u></b>		
Deferred Tax Liability (Franchise Tax)		0.00%
Deferred Income from Penalty Charges	623,038.42	0.91%
Customer's Deposit		0.00%
Other Deferred Credits		0.00%
<b>TOTAL DEFERRED CREDITS</b>	<b>623,038.42</b>	<b>0.91%</b>
<b><u>EQUITY</u></b>		
Prior Years' Adjustments	1,505,334.08	
Government Equity	252,164.18	0.37%
Donated Capital	540,426.00	0.79%

*Tubig Sa Mamamayan Sa Bansa'y Kaunlaran*



# Villasis Water District

(075) 632-1093 / (075) 632-1080 / 09178615250 / 09255140915


www.villasiswaterdistrict.gov.ph \* villasis\_wd@yahoo.com

CCC # 95 \* Poblacion Zone I, Villasis, Pangasinan, 2427


## BALANCE SHEET AS OF SEPTEMBER 30, 2017

	Actual This Month	
	Amount	% to Total
Net Income (Loss)	8,152,359.49	11.93%
<b>Retained Earnings</b>	57,091,232.75	83.56%
<b>TOTAL EQUITY</b>	<b>67,541,516.50</b>	<b>98.86%</b>
<b>TOTAL LIABILITIES, EQUITY AND OTHER CREDIT ACCOUNTS</b>	<b>68,323,519.32</b>	<b>100.00%</b>


Prepared by:

  
**JOVIN PAUL N. LIWANAG**  
Senior Accounting Processor B

Certified Correct by:

  
**MARBEN A. SANTE**  
Division Manager C

Approved by:

  
**SUSAN Q. SISON**  
General Manager C







