




Republic of the Philippines
Region I - Province of Pangasinan

Villasis Water District

(075) 632-1093 / (075) 632-1080 / 09178615250
www.villasiswaterdistrict.gov.ph * villasis_wd@yahoo.com
CCC # 95 * Poblacion Zone I, Villasis, 2427

STATEMENT OF FINANCIAL POSITION AS OF AUGUST 31, 2020

	Actual This Month	
	Amount	% to Total
<u>ASSETS</u>		
<u>CURRENT ASSETS</u>		
Cash and Cash Equivalents		
Cash-Collecting Officer	107,789.87	0.12%
Petty Cash	20,000.00	0.02%
Cash in Bank - Current Account-Landbank- Rosales	14,714,739.00	16.38%
Cash in Bank - VWD Fund Reserve	6,133,812.50	6.83%
Cash in Bank - Time Deposit (VWD-LWUA JSA)	3,943,820.11	4.39%
Total	24,920,161.48	27.74%
Receivable Accounts		
Accounts Receivable	4,022,838.07	4.48%
Allowance for Impairment- Accounts Receivable	(858,856.14)	-0.96%
Accounts Receivable - Net	3,163,981.93	3.52%
Total	3,163,981.93	3.52%
Other Receivables		
Receivables-Disallowances/Charges	1,472,135.71	1.64%
Due from Officers and Employees	1,430,785.47	1.59%
Due from Government Corporations	15,651.00	0.02%
Total	2,918,572.18	3.25%
Inventories		
Supplies and Materials for Water Systems Operations- SCM	2,918,055.45	3.25%
Allowance for Impairment	(343,054.62)	-0.38%
Supplies and Materials for Water Systems Operations- Maintenance	715,868.77	0.80%
Allowance for Impairment	(15,512.71)	-0.02%
Chemicals and Filtering Supplies Inventory	30,790.64	0.03%
Office Supplies Inventory	104,680.43	0.12%
Accountable Forms Inventory	98,583.19	0.11%
Non-Accountable Forms Inventory	53,946.97	0.06%
Semi Expendable Furnitures and Fixtures	12,250.00	0.01%
Total	3,575,608.12	3.98%
Prepayments, Deposits and Deferred Charges		
Prepaid Insurance	100,901.41	0.11%
Prepayments	13,463.53	0.00%
Total	114,364.94	0.00%
TOTAL CURRENT ASSETS	34,692,688.65	38.61%




Republic of the Philippines
Region I - Province of Pangasinan

Villasis Water District

(075) 632-1093 / (075) 632-1080 / 09178615250
www.villasiswaterdistrict.gov.ph * villasis_wd@yahoo.com
CCC # 95 * Poblacion Zone I, Villasis, 2427

STATEMENT OF FINANCIAL POSITION AS OF AUGUST 31, 2020

	<u>Actual This Month</u>	
	<u>Amount</u>	<u>% to Total</u>
PROPERTY, PLANT AND EQUIPMENT		
Land and Land Improvements		
Land	6,925,291.09	7.71%
Land Improvements	745,633.78	0.83%
Accumulated Depreciation- Land Improvements	(434,717.37)	-0.48%
Total	7,236,207.50	8.05%
Infrastructure Assets		
Plant (UPIS)	62,957,128.42	70.07%
Accumulated Depreciation- Plant	(25,386,543.12)	-28.25%
Total	37,570,585.30	41.82%
Buildings and Other Structures		
Buildings	2,002,294.96	2.23%
Accumulated Depreciation- Buildings	(1,264,580.76)	-1.41%
Water Plant, Structure and Improvements	1,741,783.45	1.94%
Accumulated Depreciation-Water Plant, Structure and Improvements	(1,409,009.88)	-1.57%
Total	1,070,487.77	1.19%
Machinery and Equipment		
Office Equipment	878,816.99	0.98%
Accumulated Depreciation- Office Equipment	(692,617.89)	-0.77%
Information and Communication Technology Equipment	1,777,716.99	1.98%
Accumulated Depreciation - ICT Equipment	(1,345,226.30)	-1.50%
Other Machinery and Equipment	11,504,177.60	12.80%
Accumulated Depreciation- Other Machinery and Equipment	(5,438,645.61)	-6.05%
Accumulated Impairment Losses-Other Equipment	-	0.00%
Total	6,684,221.78	7.44%
Transport Equipment		
Motor Vehicle	5,274,021.82	5.87%
Accumulated Depreciation- Land Transport Equipment	(2,563,561.25)	-2.85%
Accumulated Impairment Losses-Motor Vehicles	(150,660.11)	-0.17%
Total	2,559,800.46	2.85%
Furniture, Fixtures and Books		
Furniture and Fixtures	869,013.66	0.97%
Accumulated Depreciation- Furniture and Fixtures	(869,013.66)	-0.97%
Total	-	0.00%
Other Property, Plant and Equipment		
Other Property Plant and Equipment	64,000.00	0.07%
Accumulated Depreciation- Other PPE	(50,270.80)	-0.06%
Total	13,729.20	0.02%
Construction-in-Progress- Plant	-	0.00%
TOTAL PROPERTY, PLANT AND EQUIPMENT	55,135,032.01	61.36%




Republic of the Philippines
Region I - Province of Pangasinan

Villasis Water District

(075) 632-1093 / (075) 632-1080 / 09178615250
www.villasiswaterdistrict.gov.ph * villasis_wd@yahoo.com
CCC # 95 * Poblacion Zone I, Villasis, 2427

STATEMENT OF FINANCIAL POSITION AS OF AUGUST 31, 2020

	<u>Actual This Month</u>	
	<u>Amount</u>	<u>% to Total</u>
<u>INTANGIBLE ASSETS</u>		
Computer Software	52,640.00	
Accumulated Amortization-Computer Software	(50,007.97)	
Websites	25,200.00	0.03%
Accumulated Amortization-Websites	(24,150.00)	-0.03%
TOTAL INTANGIBLE ASSETS	3,682.03	0.00%
<u>OTHER ASSETS</u>		
Advances for Payroll	-	0.00%
Advances to Officers and Employees	18,000.00	0.02%
TOTAL OTHER ASSETS	18,000.00	0.02%
TOTAL ASSETS	89,849,402.69	100.00%
<u>LIABILITIES AND EQUITY</u>		
<u>CURRENT LIABILITIES</u>		
Payable Accounts		
Accounts Payable	193,022.89	0.21%
Total	193,022.89	0.21%
Inter-Agency Payables		
Due to BIR	97,133.75	0.11%
Due to GSIS	258,134.46	0.29%
Due to Pag-ibig	49,975.63	0.06%
Due to Philhealth	27,266.35	0.03%
Due to Provident Fund	-	0.00%
Due to Government Corporations	-	
Total	432,510.19	0.48%
Other Payables		
Due to Officers and Employees	21,000.00	0.00%
Leave Benefits Payable	4,237,821.92	4.72%
Other Payables- Other Payables	12,175.43	0.01%
Guaranty/Security Deposits Payable	6,000.00	0.01%
Total	4,276,997.35	4.76%
Loans/ Lease Payable		
Current Portion of Long-Term Debt	-	0.00%
Total	-	0.00%
TOTAL CURRENT LIABILITIES	4,902,530.43	5.46%



Republic of the Philippines
Region I - Province of Pangasinan
Villasis Water District

(075) 632-1093 / (075) 632-1080 / 09178615250
www.villasiswaterdistrict.gov.ph * villasis_wd@yahoo.com
CCC # 95 * Poblacion Zone I, Villasis, 2427

STATEMENT OF FINANCIAL POSITION
AS OF AUGUST 31, 2020

	<u>Actual This Month</u>	
	<u>Amount</u>	<u>% to Total</u>
<u>DEFERRED CREDITS</u>		
Deferred Tax Liability (Franchise Tax)		0.00%
Deferred Income from Penalty Charges	587,519.72	0.65%
Customer's Deposit		0.00%
TOTAL DEFERRED CREDITS	<u>587,519.72</u>	<u>0.65%</u>
<u>EQUITY</u>		
Government Equity	252,164.18	0.28%
Net Income (Loss)	5,925,381.26	6.59%
Retained Earnings	78,181,807.10	87.01%
TOTAL EQUITY	<u>84,359,352.54</u>	<u>93.89%</u>
TOTAL LIABILITIES AND EQUITY	<u>89,849,402.69</u>	<u>100.00%</u>

Prepared by:

FREDA B. CESISTA
Senior Corporate Accountant A

Certified Correct by:

MARBEN A. SANTE
Division Manager C

Approved by:

SUSAN Q. SISON
General Manager C