


# Villasis Water District

(075) 632-1093 / (075) 632-1080 / 09178615250  
 www.villasiswaterdistrict.gov.ph \* villasis\_wd@yahoo.com  
 CCC # 95 \* Poblacion Zone I, Villasis, Pangasinan, 2427

## STATEMENT OF FINANCIAL POSITION AS OF MAY 31, 2020

	<u>Actual This Month</u>	
	<u>Amount</u>	<u>% to Total</u>
<b><u>ASSETS</u></b>		
<b><u>CURRENT ASSETS</u></b>		
<b>Cash and Cash Equivalents</b>		
Cash-Collecting Officer	248,125.84	0.28%
Petty Cash	20,000.00	0.02%
Cash in Bank - Current Account-Landbank- Rosales	13,144,135.67	15.09%
Cash in Bank - VWD Fund Reserve	5,737,233.59	6.58%
Cash in Bank - Time Deposit (VWD-LWUA JSA)	3,856,867.24	4.43%
<b>Total</b>	<b><u>23,006,362.34</u></b>	<b><u>26.40%</u></b>
<b>Receivable Accounts</b>		
Accounts Receivable	3,719,778.55	4.27%
Allowance for Impairment- Accounts Receivable	(314,661.61)	-0.36%
Accounts Receivable - Net	<u>3,405,116.94</u>	<u>3.91%</u>
<b>Total</b>	<b><u>3,405,116.94</u></b>	<b><u>3.91%</u></b>
<b>Other Receivables</b>		
Receivables-Disallowances/Charges	2,910,920.87	3.34%
Due from Officers and Employees	4,721.00	0.01%
Due from Government Corporations	3,552.00	0.00%
<b>Total</b>	<b><u>2,919,193.87</u></b>	<b><u>3.35%</u></b>
<b>Inventories</b>		
Service Connection Materials Inventory	3,547,283.97	4.07%
Allowance for Impairment	(338,376.61)	-0.39%
Maintenance Supplies Inventory	744,501.03	0.85%
Allowance for Impairment	(11,824.27)	-0.01%
Chemicals and Filtering Supplies Inventory	7,363.64	0.01%
Office Supplies Inventory	89,697.40	0.10%
Accountable Forms Inventory	40,794.95	0.05%
Non-Accountable Forms Inventory	57,736.75	0.07%
Semi Expendable Furnitures and Fixtures	12,250.00	0.01%
<b>Total</b>	<b><u>4,149,426.86</u></b>	<b><u>4.76%</u></b>
<b>Prepayments, Deposits and Deferred Charges</b>		
Prepaid Insurance	180,137.84	0.21%
Prepayments	28,541.66	0.00%
<b>Total</b>	<b><u>208,679.50</u></b>	<b><u>0.00%</u></b>
<b>TOTAL CURRENT ASSETS</b>	<b><u>33,688,779.51</u></b>	<b><u>38.66%</u></b>





# Villasis Water District


(075) 632-1093 / (075) 632-1080 / 09178615250  
 www.villasiswaterdistrict.gov.ph \* villasis\_wd@yahoo.com  
 CCC # 95 \* Poblacion Zone I, Villasis, Pangasinan, 2427

## STATEMENT OF FINANCIAL POSITION AS OF MAY 31, 2020

	Actual This Month	
	Amount	% to Total
<b>PROPERTY, PLANT AND EQUIPMENT</b>		
<b>Land and Land Improvements</b>		
Land	5,244,991.09	6.02%
Land Improvements	745,633.78	0.86%
Accumulated Depreciation- Land Improvements	(407,366.63)	-0.47%
<b>Total</b>	<b>5,583,258.24</b>	<b>6.41%</b>
<b>Infrastructure Assets</b>		
Plant (UPIS)	62,036,692.42	71.20%
Accumulated Depreciation- Plant	(24,816,153.14)	-28.48%
<b>Total</b>	<b>37,220,539.28</b>	<b>42.72%</b>
<b>Buildings and Other Structures</b>		
Buildings	1,944,804.96	2.23%
Accumulated Depreciation- Buildings	(1,238,913.81)	-1.42%
Water Plant, Structure and Improvements	1,741,783.45	2.00%
Accumulated Depreciation-Water Plant, Structure and Improverment	(1,400,357.49)	-1.61%
<b>Total</b>	<b>1,047,317.11</b>	<b>1.20%</b>
<b>Machinery and Equipment</b>		
Office Equipment	852,826.99	0.98%
Accumulated Depreciation- Office Equipment	(679,801.02)	-0.78%
Information and Communication Technology Equipment	1,777,716.99	2.04%
Accumulated Depreciation - ICT Equipment	(1,293,824.56)	-1.48%
Other Machinery and Equipment	11,454,177.60	13.15%
Accumulated Depreciation- Other Machinery and Equipment	(5,236,870.38)	-6.01%
Accumulated Impairment Losses-Other Equipment	-	0.00%
<b>Total</b>	<b>6,874,225.62</b>	<b>7.89%</b>
<b>Transport Equipment</b>		
Motor Vehicle	5,274,021.82	6.05%
Accumulated Depreciation- Land Transport Equipment	(2,494,262.18)	-2.86%
Accumulated Impairment Losses-Motor Vehicles	(150,660.11)	-0.17%
<b>Total</b>	<b>2,629,099.53</b>	<b>3.02%</b>
<b>Furniture, Fixtures and Books</b>		
Furniture and Fixtures	869,013.66	1.00%
Accumulated Depreciation- Furniture and Fixtures	(869,013.66)	-1.00%
<b>Total</b>	<b>-</b>	<b>0.00%</b>








# Villasis Water District

(075) 632-1093 / (075) 632-1080 / 09178615250  
 www.villasiswaterdistrict.gov.ph \* villasis\_wd@yahoo.com  
 CCC # 95 \* Poblacion Zone I, Villasis, Pangasinan, 2427

## STATEMENT OF FINANCIAL POSITION AS OF MAY 31, 2020

	<u>Actual This Month</u>	
	<u>Amount</u>	<u>% to Total</u>
<b>Other Property, Plant and Equipment</b>		
Other Property Plant and Equipment	64,000.00	0.07%
Accumulated Depreciation- Other PPE	(48,014.56)	-0.06%
<b>Total</b>	<b>15,985.44</b>	<b>0.02%</b>
Construction-in-Progress- Plant	-	<b>0.00%</b>
<b>TOTAL PROPERTY, PLANT AND EQUIPMENT</b>	<b>53,370,425.22</b>	<b>61.25%</b>
 <b><u>INTANGIBLE ASSETS</u></b>		
Computer Software	52,640.00	
Accumulated Amortization-Computer Software	(47,375.98)	
Websites	25,200.00	0.03%
Accumulated Amortization-Websites	(21,000.00)	-0.02%
<b>TOTAL INTANGIBLE ASSETS</b>	<b>9,464.02</b>	<b>0.01%</b>
 <b><u>OTHER ASSETS</u></b>		
Advances for Payroll	-	0.00%
Advances to Officers and Employees	62,300.00	0.07%
<b>TOTAL OTHER ASSETS</b>	<b>62,300.00</b>	<b>0.07%</b>
 <b>TOTAL ASSETS</b>	<b>87,130,968.75</b>	<b>100.00%</b>
 <b><u>LIABILITIES AND EQUITY</u></b>		
<b><u>CURRENT LIABILITIES</u></b>		
<b>Payable Accounts</b>		
Accounts Payable	284,816.96	0.33%
<b>Total</b>	<b>284,816.96</b>	<b>0.33%</b>
<b>Inter-Agency Payables</b>		
Due to BIR	37,176.81	0.04%
Due to GSIS	214,678.88	0.25%
Due to Pag-ibig	47,967.82	0.06%
Due to Philhealth	26,870.20	0.03%
Due to Provident Fund	-	0.00%
Due to Government Corporations	8,297.50	
<b>Total</b>	<b>334,991.21</b>	<b>0.38%</b>





# Villasis Water District

(075) 632-1093 / (075) 632-1080 / 09178615250  
www.villasiswaterdistrict.gov.ph \* villasis\_wd@yahoo.com  
CCC # 95 \* Poblacion Zone I, Villasis, Pangasinan, 2427

## STATEMENT OF FINANCIAL POSITION AS OF MAY 31, 2020

	Actual This Month	
	Amount	% to Total
<b>Other Payables</b>		
Due to Officers and Employees	-	0.00%
Leave Benefits Payable	215,508.34	0.25%
Other Payables- Other Payables	36,831.30	0.04%
Guaranty/Security Deposits Payable	6,000.00	0.01%
<b>Total</b>	<b>258,339.64</b>	<b>0.30%</b>
<b>Loans/ Lease Payable</b>		
Current Portion of Long-Term Debt		0.00%
<b>Total</b>	<b>-</b>	<b>0.00%</b>
<b>TOTAL CURRENT LIABILITIES</b>	<b>878,147.81</b>	<b>1.01%</b>
<b>DEFERRED CREDITS</b>		
Deferred Tax Liability (Franchise Tax)		0.00%
Deferred Income from Penalty Charges	587,519.72	0.67%
Customer's Deposit		0.00%
<b>TOTAL DEFERRED CREDITS</b>	<b>587,519.72</b>	<b>0.67%</b>
<b>EQUITY</b>		
Government Equity	252,164.18	0.29%
Net Income (Loss)	3,511,673.56	4.03%
<b>Retained Earnings</b>	<b>81,901,463.48</b>	<b>94.00%</b>
<b>TOTAL EQUITY</b>	<b>85,665,301.22</b>	<b>98.32%</b>
<b>TOTAL LIABILITIES AND EQUITY</b>	<b>87,130,968.75</b>	<b>100.00%</b>

Prepared by:

**FREDA B. CESISTA**  
Senior Corporate Accountant A

Certified Correct by:

**MARBEN A. SANTE**  
Division Manager C

Approved by:

**SUSAN Q. SISON**  
General Manager C

