



Villasis Water District


(075) 632-1093 / (075) 632-1080 / 09178615250

www.villasiswaterdistrict.gov.ph * villasis_wd@yahoo.com

CCC # 95 * Poblacion Zone I, Villasis, 2427

STATEMENT OF FINANCIAL POSITION AS OF OCTOBER 31, 2020

| | Actual This Month | |
|--|----------------------|---------------|
| | Amount | % to Total |
| <u>ASSETS</u> | | |
| CURRENT ASSETS | | |
| Cash and Cash Equivalents | | |
| Cash-Collecting Officer | 48,757.95 | 0.05% |
| Petty Cash | 20,000.00 | 0.02% |
| Cash in Bank - Current Account-Landbank- Rosales | 14,082,819.02 | 15.41% |
| Cash in Bank - VWD Fund Reserve | 6,706,846.74 | 7.34% |
| Cash in Bank - Time Deposit (VWD-LWUA JSA) | 4,060,956.30 | 4.44% |
| Total | 24,919,380.01 | 27.26% |
| Receivable Accounts | | |
| Accounts Receivable | 2,709,455.07 | 2.96% |
| Allowance for Impairment- Accounts Receivable | (858,856.14) | -0.94% |
| Accounts Receivable - Net | 1,850,598.93 | 2.02% |
| Total | 1,850,598.93 | 2.02% |
| Other Receivables | | |
| Receivables-Disallowances/Charges | 1,472,135.71 | 1.61% |
| Due from Officers and Employees | 1,435,785.47 | 1.57% |
| Due from Government Corporations | 9,216.00 | 0.01% |
| Total | 2,917,137.18 | 3.19% |
| Inventories | | |
| Supplies and Materials for Water Systems Operations- SCM | 2,921,340.80 | 3.20% |
| Allowance for Impairment | (328,072.47) | -0.36% |
| Supplies and Materials for Water Systems Operations- Maintenance | 690,561.60 | 0.76% |
| Allowance for Impairment | (15,512.71) | -0.02% |
| Chemicals and Filtering Supplies Inventory | 20,468.70 | 0.02% |
| Office Supplies Inventory | 132,948.41 | 0.15% |
| Accountable Forms Inventory | 90,069.47 | 0.10% |
| Non-Accountable Forms Inventory | 57,698.72 | 0.06% |
| Semi-Expendable Office Equipment | 4,500.00 | |
| Semi Expendable Furnitures and Fixtures | 12,250.00 | 0.01% |
| Total | 3,586,252.52 | 3.92% |
| Prepayments, Deposits and Deferred Charges | | |
| Prepaid Insurance | 72,119.06 | 0.08% |
| Prepayments | 8,078.11 | 0.00% |
| Total | 80,197.17 | 0.00% |
| TOTAL CURRENT ASSETS | 33,353,565.81 | 36.49% |




Republic of the Philippines
Region I - Province of Pangasinan

Villasis Water District

(075) 632-1093 / (075) 632-1080 / 09178615250
www.villasiswaterdistrict.gov.ph * villasis_wd@yahoo.com
CCC # 95 * Poblacion Zone I, Villasis, 2427

STATEMENT OF FINANCIAL POSITION AS OF OCTOBER 31, 2020

| | Actual This Month | |
|--|----------------------|---------------|
| | Amount | % to Total |
| PROPERTY, PLANT AND EQUIPMENT | | |
| Land and Land Improvements | | |
| Land | 6,925,291.09 | 7.58% |
| Land Improvements | 745,633.78 | 0.82% |
| Accumulated Depreciation- Land Improvements | (453,188.21) | -0.50% |
| Total | 7,217,736.66 | 7.90% |
| Infrastructure Assets | | |
| Plant (UPIS) | 65,314,020.08 | 71.46% |
| Accumulated Depreciation- Plant | (25,777,890.17) | -28.20% |
| Total | 39,536,129.91 | 43.26% |
| Buildings and Other Structures | | |
| Buildings | 2,002,294.96 | 2.19% |
| Accumulated Depreciation- Buildings | (1,281,894.34) | -1.40% |
| Water Plant, Structure and Improvements | 1,741,783.45 | 1.91% |
| Accumulated Depreciation-Water Plant, Structure and Improvements | (1,414,778.14) | -1.55% |
| Total | 1,047,405.93 | 1.15% |
| Machinery and Equipment | | |
| Office Equipment | 882,316.99 | 0.97% |
| Accumulated Depreciation- Office Equipment | (702,096.33) | -0.77% |
| Information and Communication Technology Equipment | 1,777,716.99 | 1.94% |
| Accumulated Depreciation - ICT Equipment | (1,378,896.00) | -1.51% |
| Other Machinery and Equipment | 11,504,177.60 | 12.59% |
| Accumulated Depreciation- Other Machinery and Equipment | (5,573,354.09) | -6.10% |
| Accumulated Impairment Losses-Other Equipment | - | 0.00% |
| Total | 6,509,865.16 | 7.12% |
| Transport Equipment | | |
| Motor Vehicle | 5,274,021.82 | 5.77% |
| Accumulated Depreciation- Land Transport Equipment | (2,609,760.63) | -2.86% |
| Accumulated Impairment Losses-Motor Vehicles | (150,660.11) | -0.16% |
| Total | 2,513,601.08 | 2.75% |
| Furniture, Fixtures and Books | | |
| Furniture and Fixtures | 869,013.66 | 0.95% |
| Accumulated Depreciation- Furniture and Fixtures | (869,013.66) | -0.95% |
| Total | - | 0.00% |
| Other Property, Plant and Equipment | | |
| Other Property Plant and Equipment | 64,000.00 | 0.07% |
| Accumulated Depreciation- Other PPE | (51,774.96) | -0.06% |
| Total | 12,225.04 | 0.01% |
| Construction-in-Progress- Plant | 1,161,392.48 | 1.27% |
| TOTAL PROPERTY, PLANT AND EQUIPMENT | 57,998,356.26 | 63.45% |



Villasis Water District


(075) 632-1093 / (075) 632-1080 / 09178615250

www.villasiswaterdistrict.gov.ph * villasis_wd@yahoo.com

CCC # 95 * Poblacion Zone I, Villasis, 2427

STATEMENT OF FINANCIAL POSITION AS OF OCTOBER 31, 2020

| | <u>Actual This Month</u> | |
|--|-----------------------------|-----------------------|
| | <u>Amount</u> | <u>% to Total</u> |
| <u>INTANGIBLE ASSETS</u> | | |
| Computer Software | 52,640.00 | |
| Accumulated Amortization-Computer Software | (51,762.63) | |
| Websites | 30,000.00 | 0.03% |
| Accumulated Amortization-Websites | (1,250.00) | 0.00% |
| TOTAL INTANGIBLE ASSETS | <u>29,627.37</u> | <u>0.03%</u> |
| <u>OTHER ASSETS</u> | | |
| Advances for Operating Expenses | 19,800.00 | 0.02% |
| Advances to Officers and Employees | - | 0.00% |
| TOTAL OTHER ASSETS | <u>19,800.00</u> | <u>0.02%</u> |
| TOTAL ASSETS | <u>91,401,349.44</u> | <u>100.00%</u> |
| <u>LIABILITIES AND EQUITY</u> | | |
| <u>CURRENT LIABILITIES</u> | | |
| Payable Accounts | | |
| Accounts Payable | 104,087.05 | 0.11% |
| Total | <u>104,087.05</u> | <u>0.11%</u> |
| Inter-Agency Payables | | |
| Due to BIR | 126,654.55 | 0.14% |
| Due to GSIS | 269,113.81 | 0.29% |
| Due to Pag-ibig | 49,396.95 | 0.05% |
| Due to Philhealth | 26,848.93 | 0.03% |
| Due to Provident Fund | - | 0.00% |
| Due to Government Corporations | 13,268.00 | |
| Total | <u>485,282.24</u> | <u>0.53%</u> |
| Other Payables | | |
| Due to Officers and Employees | - | 0.00% |
| Leave Benefits Payable | 4,237,821.92 | 4.64% |
| Other Payables- Other Payables | 12,175.43 | 0.01% |
| Guaranty/Security Deposits Payable | 6,000.00 | 0.01% |
| Total | <u>4,255,997.35</u> | <u>4.66%</u> |
| Loans/ Lease Payable | | |
| Current Portion of Long-Term Debt | - | 0.00% |
| Total | <u>-</u> | <u>0.00%</u> |
| TOTAL CURRENT LIABILITIES | <u>4,845,366.64</u> | <u>5.30%</u> |



Villasis Water District

(075) 632-1093 / (075) 632-1080 / 09178615250

www.villasiswaterdistrict.gov.ph * villasis_wd@yahoo.com

CCC # 95 * Poblacion Zone I, Villasis, 2427

STATEMENT OF FINANCIAL POSITION AS OF OCTOBER 31, 2020

| | Actual This Month | |
|--|----------------------|----------------|
| | Amount | % to Total |
| <u>DEFERRED CREDITS</u> | | |
| Deferred Tax Liability (Franchise Tax) | | 0.00% |
| Deferred Income from Penalty Charges | 587,519.72 | 0.64% |
| Customer's Deposit | | 0.00% |
| TOTAL DEFERRED CREDITS | 587,519.72 | 0.64% |
| | | |
| <u>EQUITY</u> | | |
| Government Equity | 252,164.18 | 0.28% |
| Net Income (Loss) | 7,593,198.04 | 8.31% |
| Retained Earnings | 78,123,100.86 | 85.47% |
| TOTAL EQUITY | 85,968,463.08 | 94.06% |
| | | |
| TOTAL LIABILITIES AND EQUITY | 91,401,349.44 | 100.00% |

Prepared by:

FREDA B. CESISTA
Senior Corporate Accountant A

Certified Correct by:

MARBEN A. SANTE
Division Manager C

Approved by:

SUSAN Q. SISON
General Manager C